

COVID-19 Symphony cleaning and disinfection recommendations for hospitals

The virus causing COVID-19 and other endemic human coronaviruses (HCoV) can persist on surfaces like metal, glass or plastic for up to 3 days but transmission of the virus can be prevented with cleaning and use of disinfectant.

Cleaning and disinfection recommendations

Step 1

Only **authorised personnel** may clean and disinfect the Symphony breast pump

Step 2




All personnel must adhere to strict hand hygiene by regularly washing hands for a minimum of 20 seconds and using hand sanitiser at work stations.

Step 3

All personnel that are allocated to clean and decontaminate breast pumps must wear personal protective equipment (PPE).

What personal protective equipment should be worn?

In the event of conflicting hospital requirements, these shall prevail over Medela recommendations.

Action		Rationale
Regularly wash hands with clean hot water and soap for a minimum of 20 seconds. Dry with disposable clean paper towel. Use hand sanitiser after washing hands		Hand sanitiser must only be used on clean hands
Apply protective eye wear / face visor		To minimise splash back from cleaning, and avoid disinfectant agent splash back to the eyes and glasses
Wear disposable non-sterile, non latex gloves		Ensure that all open grazes are covered with waterproof dressing or adhesive bandage. Additional protective wear against disinfectant agent and any potential microbiological load

Cleaning and disinfecting Symphony breast pumps

To clean – wipe down the breast pump with a clean, damp (not wet) cloth. Use drinking-quality water and basic washing-up liquid or a non-abrasive detergent. Let it stand for 5 minutes and allow to air dry.

To disinfect – wipe the pump housing with a clean, damp (not wet) cloth that is impregnated with a surface disinfectant agent for medical devices. Medela recommends using an alcohol-based surface disinfectant agent (minimum 70% alcohol). Let it stand for 5 minutes and allow to air dry.

A list of disinfectants approved for Symphony and proven effective against SARS-CoV-2 according to their manufacturers is available on the Medela COVID webpage. The hospital is obliged to check the suitability of the of surface disinfectants for medical devices, either by checking the information provided by the supplier and/or by a test.

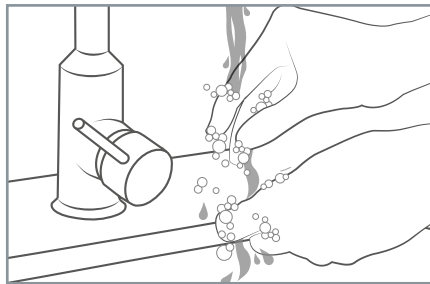


The instructions and safety information of the supplier of surface disinfectants for medical devices must always be followed.

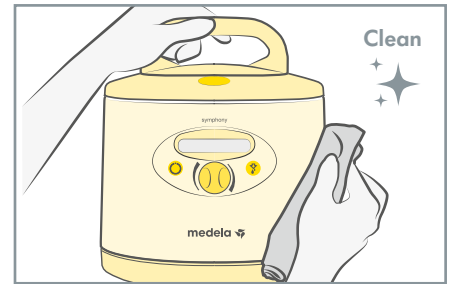
Cleaning and disinfection recommendations

Please refer to hospital policy for cleaning of shared capital equipment. Alternative methods of processing may be equally suitable.

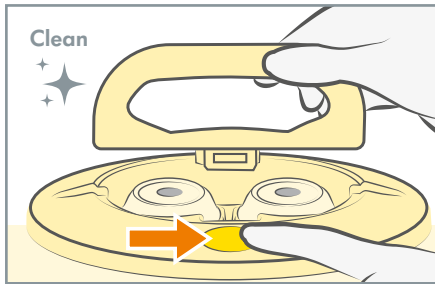
Equipment, operators, cleaning agents and procedures all contribute to the efficacy of the processing. The healthcare facility should ensure that the combination in use results in medical devices that are safe for use.



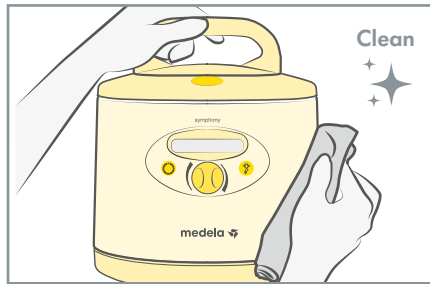
1. Wash hands for a minimum of 20 seconds with soap and hot water. Dry. Apply gloves and PPE.



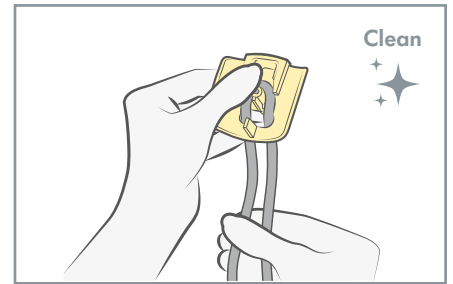
2. Apply detergent and wipe external surfaces of breast pump and mobile medical device stand. Let it stand for 5 minutes and allow to air dry.



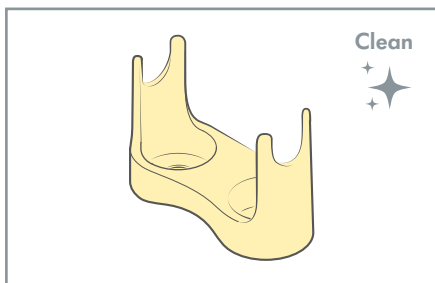
3. With damp cloth wipe handle and lid thoroughly. Clean push button thoroughly as well as the internal area.



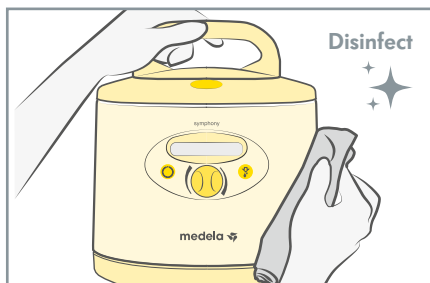
4. Wipe thoroughly with damp cloth taking care to clean display buttons and control knob.



5. Wipe electrical cable thoroughly with damp cloth.



6. Remove bottle holder and wipe thoroughly with damp cloth.



7. Disinfect with an approved disinfectant wipe or agent. Allow to air dry. Follow steps 2 – 7 to disinfect the breast pump, cable and bottle holder.

! Note: According to EN ISO 17664, it remains the responsibility of the processor to ensure that the reprocessing as actually performed using equipment, materials and personnel in the reprocessing facility achieves the desired results. Likewise, any deviation by the processor from the instructions provided should be properly evaluated for effectiveness and potential adverse consequences.

Remove gloves as per PPE guidance. Wash hands immediately. Discard used cloths, wipes, gloves into a plastic bag and seal or close it. These contents should be double bagged and disposed of daily.

! Note: These quick instructions do not replace the regular Instructions for Use. Please refer to Symphony Instructions for Use for more detailed information. In the event of conflicting national cleaning and disinfecting requirements, these shall prevail over Medela recommendations.